


Edition 2 - Section 3

PRODUCT & PARTS CATALOGUE

Information Systems by RCT



**NEW
PRODUCT**



EarthTrack™ Fleet Management **INCREASE PROFITABILITY AND SAFETY**

The **EarthTrack™ Fleet Management** Solution is designed to transform the way in which mining companies operate fleets around the world. The state-of-the-art technology is empowering fleet users with the information needed to make informed decisions, which results in increased productivity, production and profit.








The EarthTrack™ Fleet Management system can be easily adapted to any mobile machine types and brands used in surface and underground mining - from light vehicles to loaders and dozers.

From the moment the pre-start checklist is completed, the EarthTrack™ Fleet Management Solution is gathering valuable data to ensure the machine is operating at peak performance.

The user-friendly system captures data to fully assess machine and operator performance in real-time; providing intelligent insights and accurate reports to inform and assist users to better manage fleets and improve safety at mine sites.

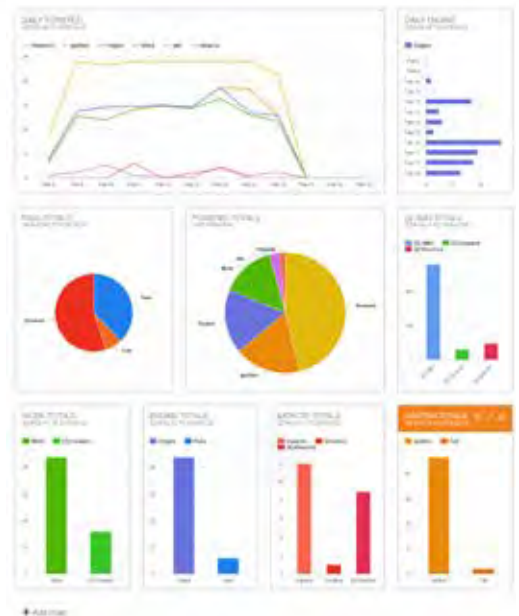
All information collated can be displayed, emailed or saved using the interactive website or alternatively it can be exported to an external reporting suite via any smart device with internet access – anytime, anywhere, around the world.

EarthTrack™ Fleet Management Solution's key features include:

-  machine operator access control
-  operator pre-start checklist
-  machine usage tracking
-  operator productivity tracking
-  speed zoning
-  uneconomical or abusive usage tracking
-  reliable communications back to base

These features ensure greater efficiency, enhanced security, reduced costs, improved operator safety and proven customer satisfaction.

This solution is underpinned by comprehensive training and direct phone support to ensure the system provides measurable value, at all times. EarthTrack™ Fleet Management Solution is the key to smarter, profit-boosting equipment.



CONTENTS

Machine Operational Systems

Silent Horn System	99
--------------------	----

Payload Monitoring Systems

Portable Remote Payload Display	100
Remote Payload Diagnostic Unit	100
Remote Payload Display	101



SILENT HORN SYSTEM



The EarthTrack™ Silent Horn System is designed to provide a fast clear message to the trucks in the digger's circuit, without noise pollution or confusion. The system includes a transmitter located in the loading machine (excavator, digger, shovel or wheel loader) connected to the horn switch and a receiver located in the truck. The digger transmitter is set to a pre-determined channel and when the truck is assigned to the digger the truck operator selects the channel required and the system will then communicate. When the truck is in position, the digger operator activates the horn switch, indicating to the truck driver to stop via an alarm LED indication. When the truck is full, the operator activates the horn switch indicating to the truck driver to move off via the alarm and LED signal.

The system will also interface to an existing payload system for ease of operation.

The EarthTrack™ Silent Horn system has been designed to meet Australian Standards for mine site radio communications.



Part No: 11074
SILENT HORN EXCAVATOR
TRANSMITTER KIT



Part No: 11075
SILENT HORN TRUCK RECEIVER KIT



Part No: 10545
SILENT HORN TO PAYLOAD
INTERFACE

PAYLOAD MONITORING SYSTEMS

PORTABLE REMOTE PAYLOAD DISPLAY



The EarthTrack™ Portable Remote Payload Display (PRPD) is designed to allow mine site supervisors to monitor the productivity of their fleet from the comfort of their service vehicle. The PRPD comes in a solid metal case for easy portability and is powered by the lighter socket on the dash of the service vehicle. The PRPD communicates with the trucks via a radio link and comes with a channel selector to allow the supervisor to select the truck they wish to monitor. This unit displays the exact information as seen on the loading machine.



Part No: 0000
PORTABLE REMOTE PAYLOAD
DISPLAY

PAYLOAD MONITORING SYSTEMS

REMOTE PAYLOAD DIAGNOSTIC UNIT



The EarthTrack™ Remote Payload Diagnostic Unit (RPDU) has been developed to allow on site service personnel to quickly and effectively diagnose faults with the remote payload display system. The RPDU performs various tests, such as channel selection, weight display, communications and truck loading status. When used in conjunction with the remote payload simulation software, the diagnostic unit can be used to workshop test the machine without it actually performing loading functions.



Part No: 8481
REMOTE PAYLOAD DIAGNOSTICS
UNIT

REMOTE PAYLOAD DISPLAY



The EarthTrack™ Remote Payload Display (RPD) system works by transmitting payload data from the truck being loaded to the loading machine, displaying the truck's load status inside the loading machine. This process increases production efficiency by allowing the loader operator to load the optimal weight onto the truck every time.

Compatible with:

- Truck Payload Management Systems (TPMS)
- Vital Information Management System (VIMS)
- Payload Management II (PLM II)
- Liebherr (LWS)



Part No: 1068
TRANSMITTER REMOTE CAT



Part No: 1448
TRANSMITTER REMOTE CAT VIMS



Part No: 10139
KIT DUAL 6573 DISPLAY



Part No: 1654
TRANSMITTER REMOTE TRUCK
LIEBHERR



Part No: 3010
RECEIVER REMOTE LOADER



Part No: 3275
TRANSMITTER REMOTE TRUCK
KOMATSU PLM2



Part No: 3689
TRANSMITTER REMOTE HITACHI



Part No: 3691
ADAPTOR COMS TO SUIT HITACHI
TRUCKS



Part No: 4557
DISPLAY TRUCK



Part No: 8893
CONTROL REMOTE SELECT TRUCK
8 CHANNEL



Part No: 2896
KNOB ASSEMBLY T/S 8893



Part No: 3258
ANTENNA BASE & LEAD RPDS



Part No: 10362
TRANSMITTER REMOTE CAT VIMS
2.4GHZ SYSTEM



Part No: 10361
RECEIVER REMOTE 2.4GHZ
SYSTEM



Part No: 6029
LOAD COUNT CONTROLLER



Part No: 11594
CONTROL REMOTE SELECT TRUCK
16 CHANNEL



Part No: 11538
TRANSMITTER PAYLOAD PLM3



Part No: 11565
PAYLOAD TRANSMITTER KOMATSU
PLM3 (2.4GIG)



Part No: 7341
TRANSMITTER PAYLOAD TEREX



Part No: 10540
TRANSMITTER PAYLOAD KOMATSU
PLM2 (2.4GIG)



AUSTRALIA: +61 8 9353 6577
AFRICA: +27 83 292 4246
CANADA: +1 705 590 4001
RUSSIA / CIS: +7 910 411 1174
SOUTH AMERICA: +56 3 5229 9409
USA: +1 801 938 9214

rct-global.com
sales@rct-global.com



“SOLUTIONS TO SUPPORT CLIENTS AROUND THE WORLD, IN MINING,
INDUSTRIAL, AGRICULTURAL AND CIVIL SECTORS.”